



predictum

## JMP® to Powerpoint® Export INSTALLATION GUIDE JMP 8

---

### Requirements:

Windows XP or later, .NET Framework 3.5, Powerpoint 2003 or later,  
JMP 8 64 or 32-bit (script)

copyright © 2008 - 2012 Predictum Inc.

## Important Notice

---

These instructions are for the JMP 8 version of this application. If you have other versions of JMP installed, be sure that you are running this script with JMP 8 and not another version of JMP.

As noted elsewhere in this document - this application works only with:

- JMP 8, 32 or 64
- Windows XP users must have .NET Framework 3.5 (even if .NET Framework 4.0 is installed)



## Pre-Installation Check

### Windows XP Users require .Net

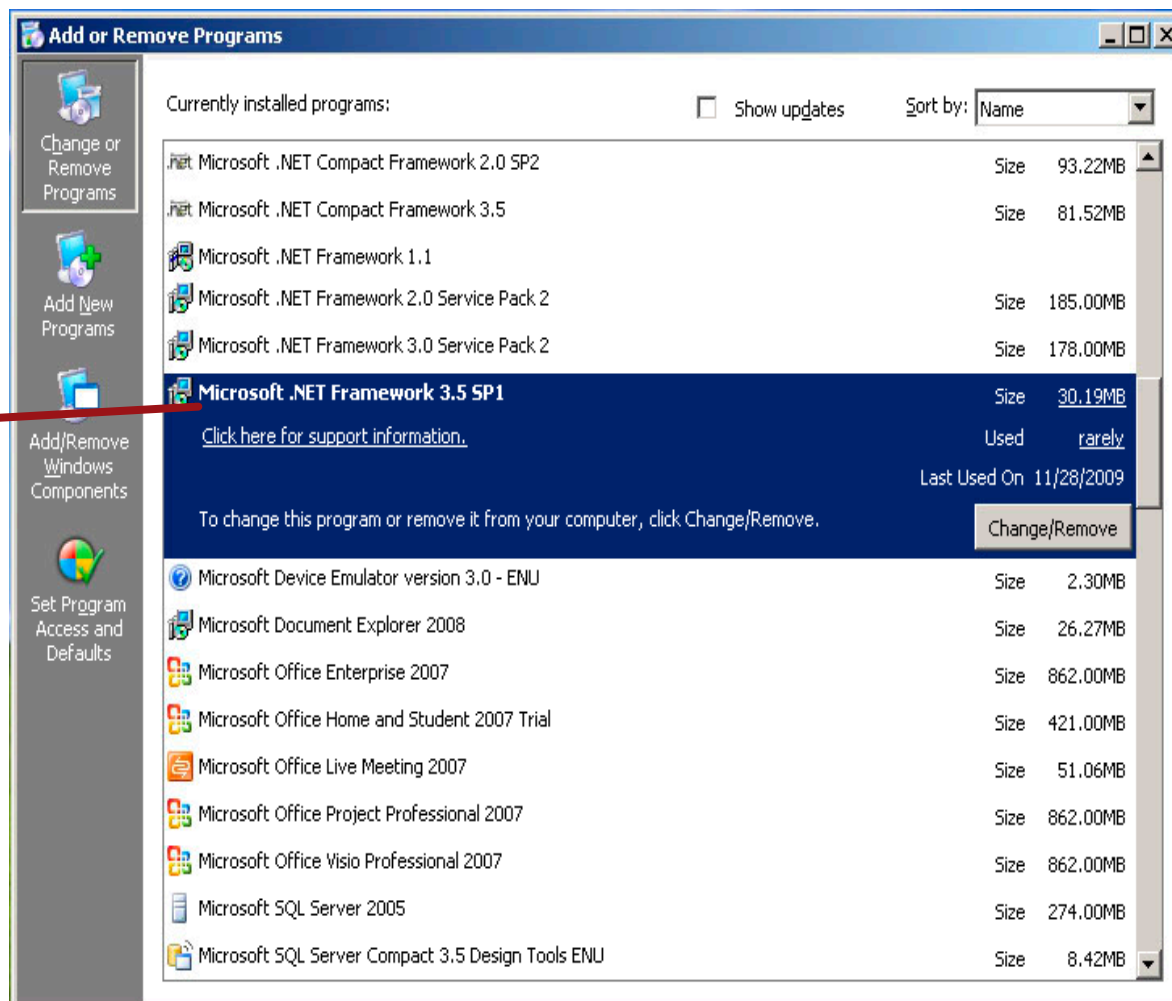
.NET Framework 3.5 is required to run this application for Windows XP users (Windows 7 has this capability built in). .NET Framework 4.0 is NOT sufficient - 3.5 must also be installed.

If you are not sure if .NET Framework 3.5 is already installed, go to Control Panel and select Add or Remove Programs.

If .NET Framework 3.5 is installed, it will be among the list of installed programs.

If not found in the list. It can be downloaded from Microsoft using the following URL:

<http://www.microsoft.com/downloads/en/confirmation.aspx?FamilyID=333325FD-AE52-4E35-B531-508D977D32A6&displaylang=en>



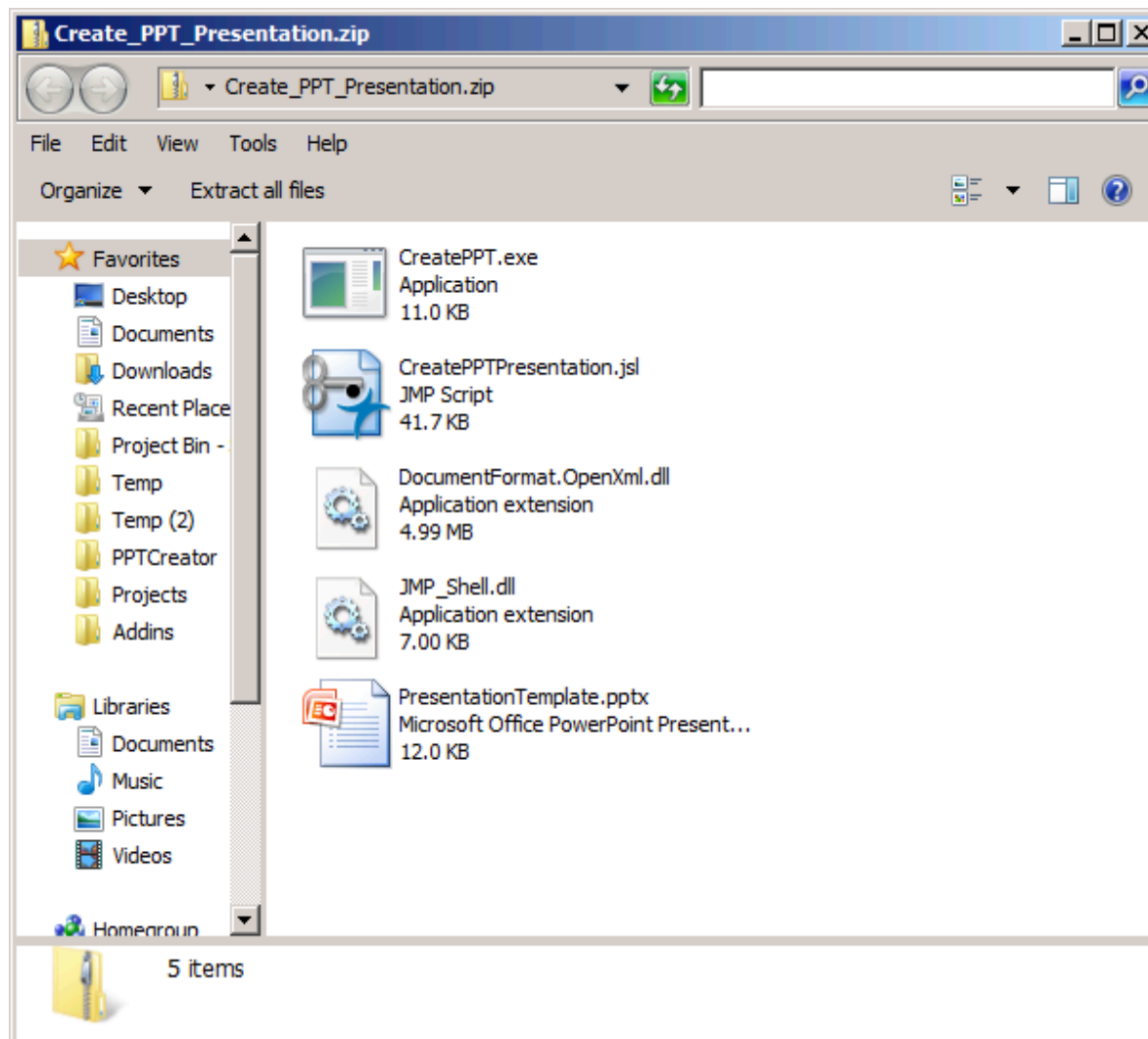
## Introduction

The JMP 8 Version of is run like any other script. You can place it on your PC anywhere you want.

You can also customize your JMP menu to point to this script and run it that way.

## Installation

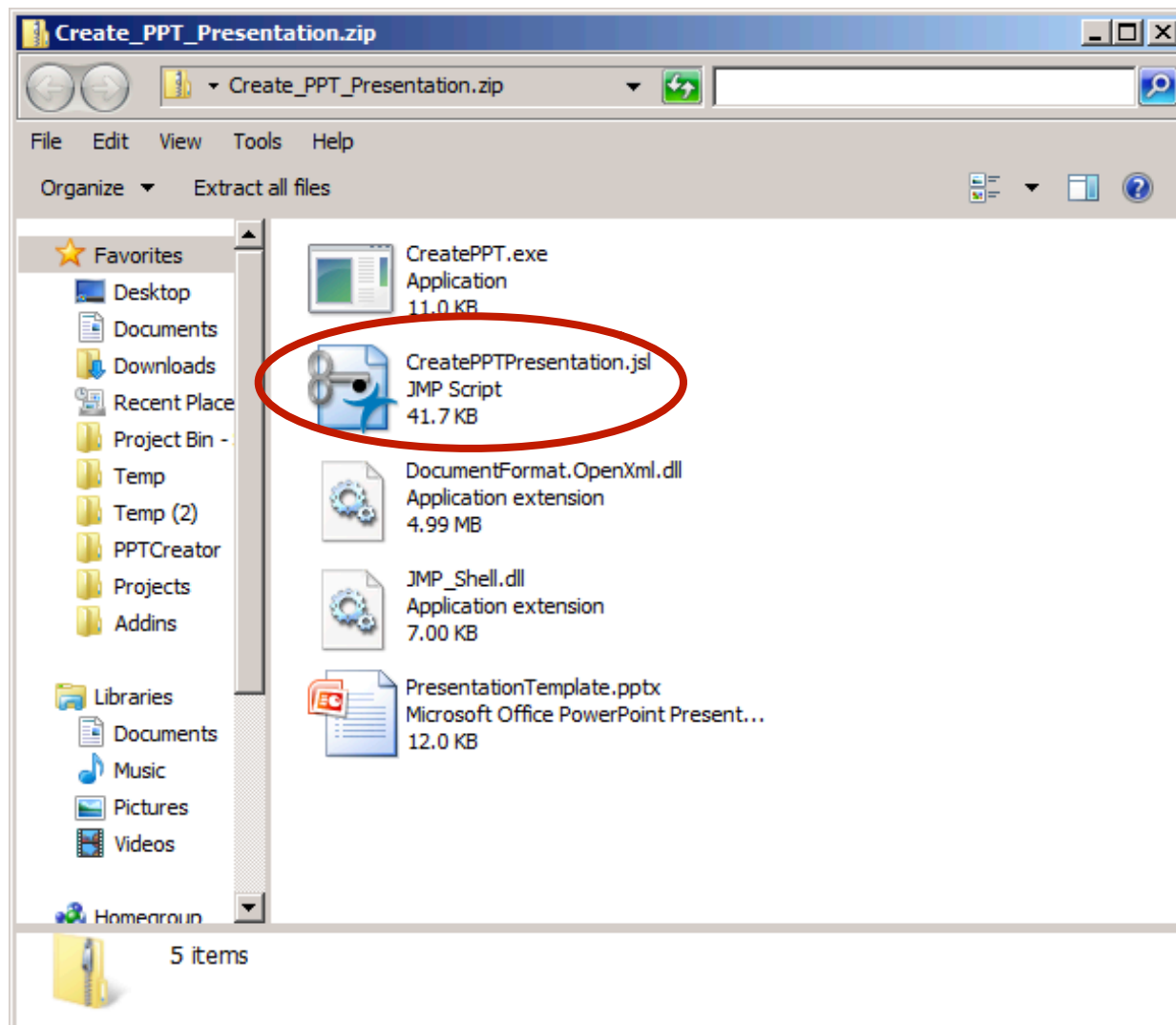
Download and unzip the software in a convenient location.



**IMPORTANT:** This application consists of a script file and a number of supporting files. The files may be placed anywhere but they must be together in the same folder.

You know the script is installed correctly when the files shown at right are together in the same folder.

To run the script, double click on the JSL file (circled).



Contact information

---

Questions, comments? Please send email to:  
addins@predictum.com

Stay up to date with enhancements to this addin and be among the first to know about the release of new addins.

Join Predictum's announcement list by clicking here.

Your information will not be shared with anyone and each notification comes with simple unsubscribe instructions.

